

You need a VPN connection between a roadwarrior and a router. Behind the router there are resources (computers, printers, other servers) that you need access to. Also, there is a Active Directory Domain Controller and a RADIUS server.

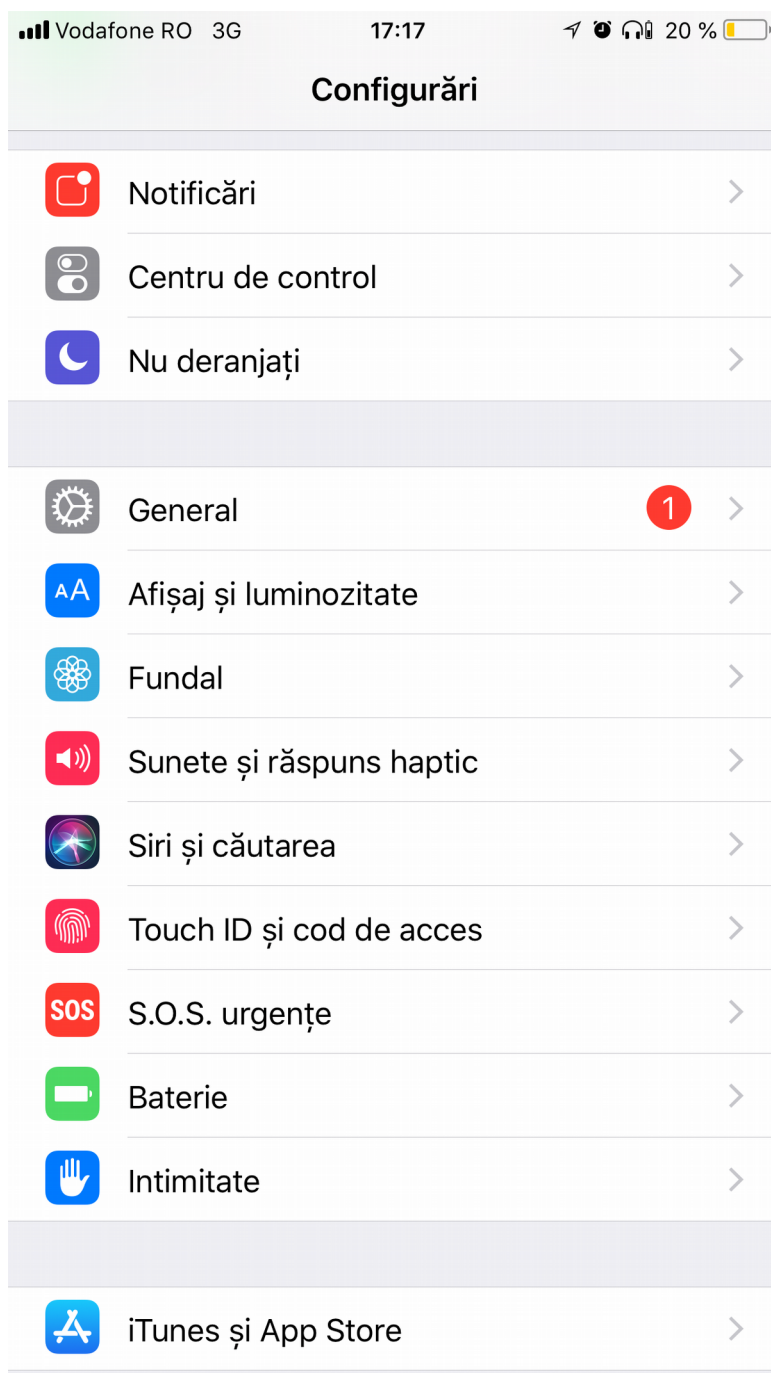
Definitions:

Router hostname: ap.camscape.ro (replace with your given hostname)

Domain: CAMSCAPE (replace with your given domain)

## IPSEC XAuth-PSK


This connection is based on a preshared key (password) to access the VPN router and authentication using domain user and password



## Choose General



## Choose VPN



Vodafone RO 3G 17:18 20 %

Anulați Configurație OK

Tip IKEv2 >

Descriere Obligatoriu

Server Obligatoriu

ID la distanță Obligatoriu

ID local

AUTENTIFICARE

Autentificare utilizator Nume >

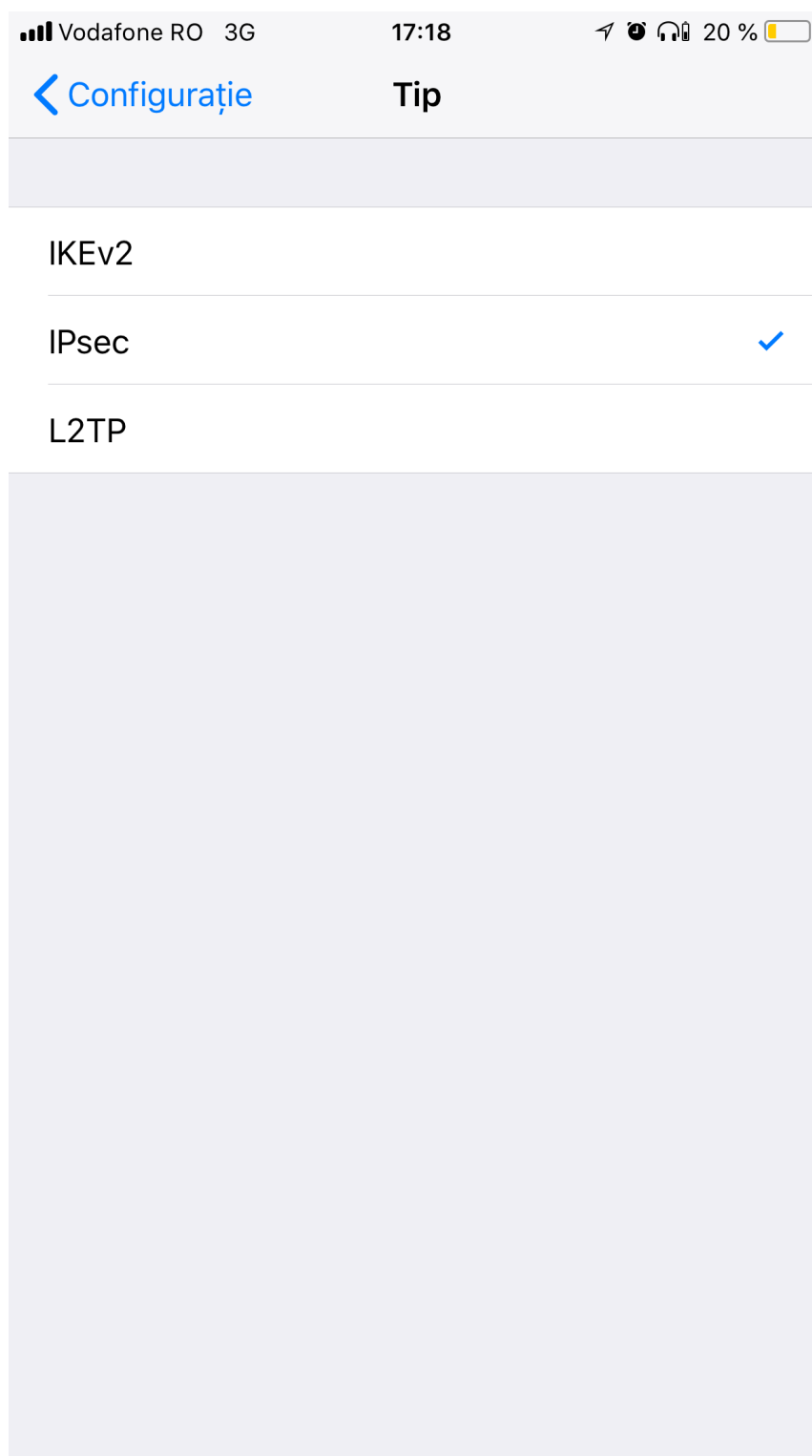
Nume Obligatoriu

Parolă Solicită întotdeauna

PROXY

Dezactivat Manual Automat


Choose Type, choose IPsec



Setup a description, server name (your router name), account and password (domain user and password).  
On Secret, enter preshared key.

Vodafone RO 3G 17:19 20 %

Anulați Configurație OK



Tip IPsec >

Descriere Camscape

Server ap.camscape.ro

Cont serban

Parolă ●●●●●●●●●●●●●●●●

Utilizare certificat ☐

Nume grup

Secret ●●●●●●●●●●●●●●●●

PROXY

Dezactivat

Manual

Automat